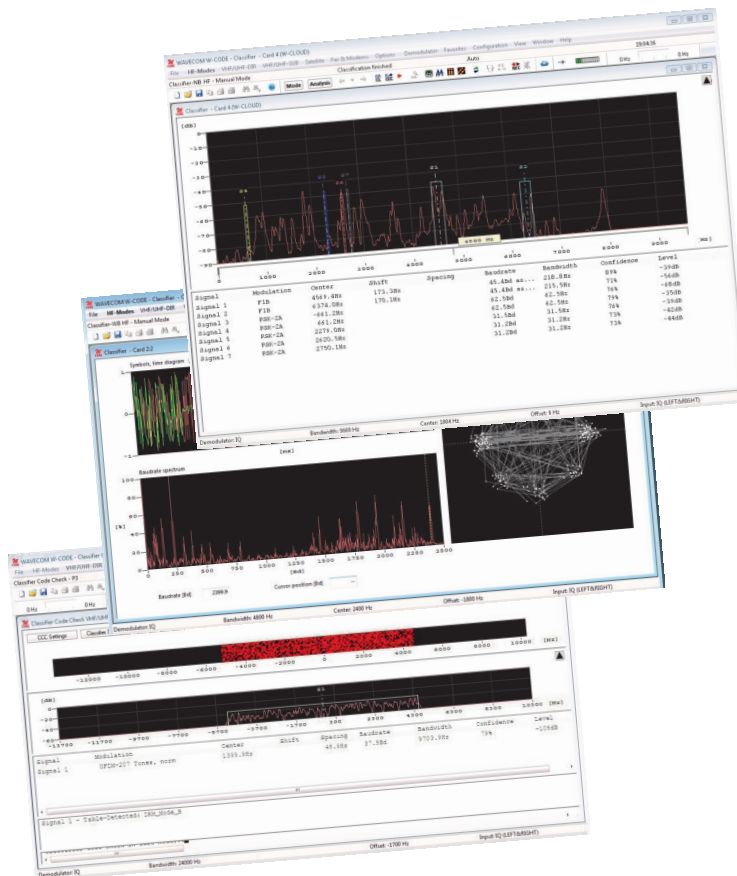


WAVECOM® W61PC Classifier-NB



The ability to rapidly identify unknown signals has become an essential requirement in signal analysis. The W61PC Classifier-NB provides all functions required to automatically classify multiple signals throughout the full radio spectrum from HF to SHF.



W61PC Classifier-NB

Automatic Signal Classification

WAVECOM®
NACHRICHTENTECHNIK

W61PC Classifier-NB Overview

The automation of the signal classification process relieves the operator from manual evaluation, which otherwise requires considerable skill and experience.

W61PC Classifier-NB supports these functions

- ◆ Modulation type
- ◆ Baud rate or symbol rate
- ◆ Signal center frequency
- ◆ Number of carriers
- ◆ Frequency shift
- ◆ Carrier spacing or distance
- ◆ CW-Morse detection
- ◆ 8 kHz bandwidth for the Narrowband Classifier
- ◆ All signals within the classifier bandwidth are processed

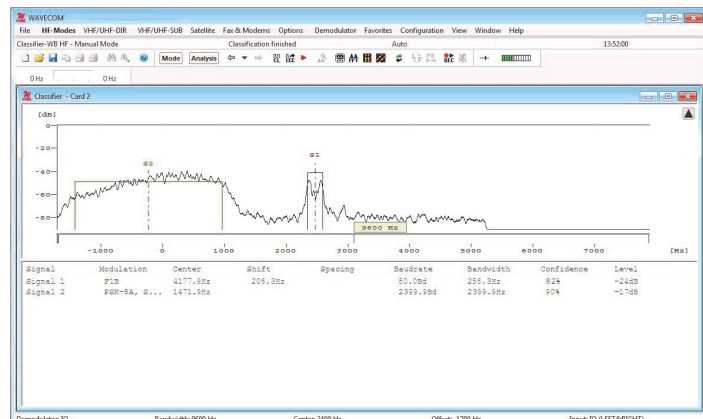
Application

The classifier can be used in a number of configurations

- ◆ Local use as a PC application
- ◆ Remote use via LAN with standard W61PC application instances in client-server mode
- ◆ Remote control from other applications using third party software (using TCP/IP and XML)
- ◆ Remote control via Microsoft Remote Desktop Protocol

Spectrum Display

The monitored frequency band is displayed in a spectrum pane. After classification has completed, the classified signals are listed below the spectrum display.



Classifier: 50 Baud F1B Signal and 2,400 Baud PSK-8A

W61PC Classifier-NB

Automatic Signal Classification

CLASSIFIER-CODE-CHECK (CCC)

The Classifier-Code-Check is a versatile analysis tool for the classification of known and unknown signals and the determination of the mode (protocol) in use. The CCC will attempt to process all signals within the bandwidth of the narrowband or wideband classifier. The classifier

attempts to classify the input signals according to their modulation formats. The table check will check the signal against the entries of an XML-formatted mode list. The code check will attempt to synchronise against classified modes. Finally the signal may be forwarded to a decoder for output.



Classifier-Code-Check (CCC) with table detected GW-FSK

Classifier-Code Check process levels

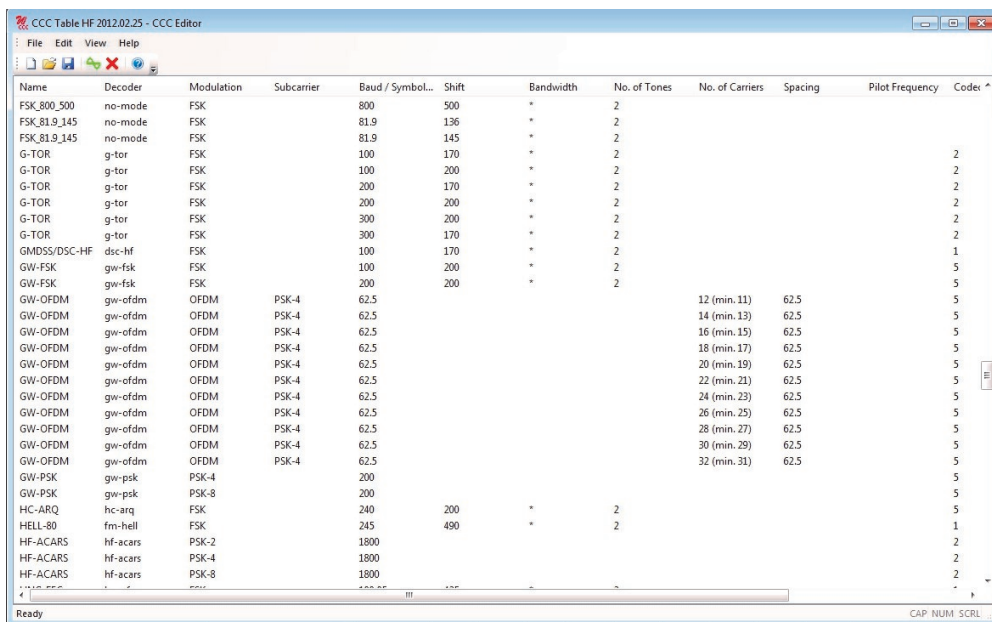
Process Level	P1	P2	P3	P4	P5
	P1	P2	P3	P4	P5

W61PC Classifier-NB

Automatic Signal Classification

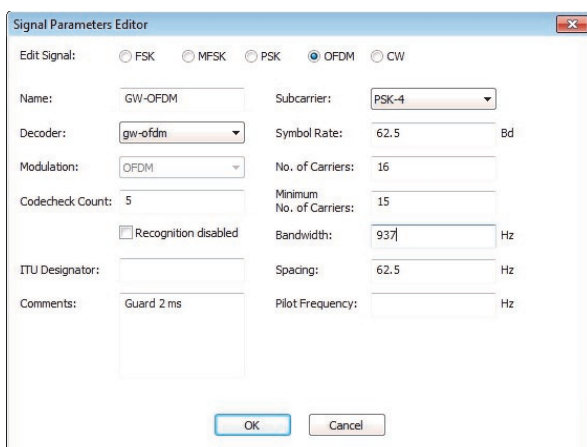
CLASSIFIER-CODE-CHECK (CCC) EDITOR

An XML table editor is provided which allows extending, modifying or deleting records in the XML table used for mode look up. An input template containing all important parameters is available for each modulation type. All parameters, record name and file name is user selectable.



Name	Decoder	Modulation	Subcarrier	Baud / Symbol...	Shift	Bandwidth	No. of Tones	No. of Carriers	Spacing	Pilot Frequency	Coder
FSK_800_500	no-mode	FSK		800	500	*	2				
FSK_819_145	no-mode	FSK		819	136	*	2				
FSK_819_145	no-mode	FSK		819	145	*	2				
G-TOR	g-tor	FSK		100	170	*	2				2
G-TOR	g-tor	FSK		100	200	*	2				2
G-TOR	g-tor	FSK		200	170	*	2				2
G-TOR	g-tor	FSK		200	200	*	2				2
G-TOR	g-tor	FSK		300	200	*	2				2
G-TOR	g-tor	FSK		300	170	*	2				2
GMDSS/DSC-HF	dsc-hf	FSK		100	170	*	2				1
GW-FSK	gw-fsk	FSK		100	200	*	2				5
GW-FSK	gw-fsk	FSK		200	200	*	2				5
GW-OFDM	gw-ofdm	OFDM	PSK-4	62.5				12 (min. 11)	62.5		5
GW-OFDM	gw-ofdm	OFDM	PSK-4	62.5				14 (min. 13)	62.5		5
GW-OFDM	gw-ofdm	OFDM	PSK-4	62.5				16 (min. 15)	62.5		5
GW-OFDM	gw-ofdm	OFDM	PSK-4	62.5				18 (min. 17)	62.5		5
GW-OFDM	gw-ofdm	OFDM	PSK-4	62.5				20 (min. 19)	62.5		5
GW-OFDM	gw-ofdm	OFDM	PSK-4	62.5				22 (min. 21)	62.5		5
GW-OFDM	gw-ofdm	OFDM	PSK-4	62.5				24 (min. 23)	62.5		5
GW-OFDM	gw-ofdm	OFDM	PSK-4	62.5				26 (min. 25)	62.5		5
GW-OFDM	gw-ofdm	OFDM	PSK-4	62.5				28 (min. 27)	62.5		5
GW-OFDM	gw-ofdm	OFDM	PSK-4	62.5				30 (min. 29)	62.5		5
GW-OFDM	gw-ofdm	OFDM	PSK-4	62.5				32 (min. 31)	62.5		5
GW-PSK	gw-psk	PSK-4		200							5
GW-PSK	gw-psk	PSK-8		200							5
HC-ARQ	hc-arq	FSK		240	200	*	2				5
HELL-80	fm-hell	FSK		245	490	*	2				1
HF-ACARS	hf-ecars	PSK-2		1800							2
HF-ACARS	hf-ecars	PSK-4		1800							2
HF-ACARS	hf-ecars	PSK-8		1800							2

User defined list of modes for automatic recognition



Signal Parameters Editor

Edit Signal: FSK MFSK PSK OFDM CW

Name: GW-OFDM Subcarrier: PSK-4

Decoder: gw-ofdm Symbol Rate: 62.5 Bd

Modulation: OFDM No. of Carriers: 16

Codecheck Count: 5 Minimum No. of Carriers: 15

Recognition disabled Bandwidth: 937 Hz

ITU Designator: Spacing: 62.5 Hz

Comments: Guard 2 ms Pilot Frequency: Hz

OK Cancel

An unlimited number of XML tables may be set up. Any table may be loaded from the "Code-Check-Settings" menu.

- CCC Table HF 2012.04.29 XML-Dokument
- CCC Table VHFUHF 2012.02.25 XML-Dokument
- CCC Table VHFUHF-DIR 2012.02.25 XML-Dokument
- CCC Table VHFUHF-SUB 2012.02.25 XML-Dokument

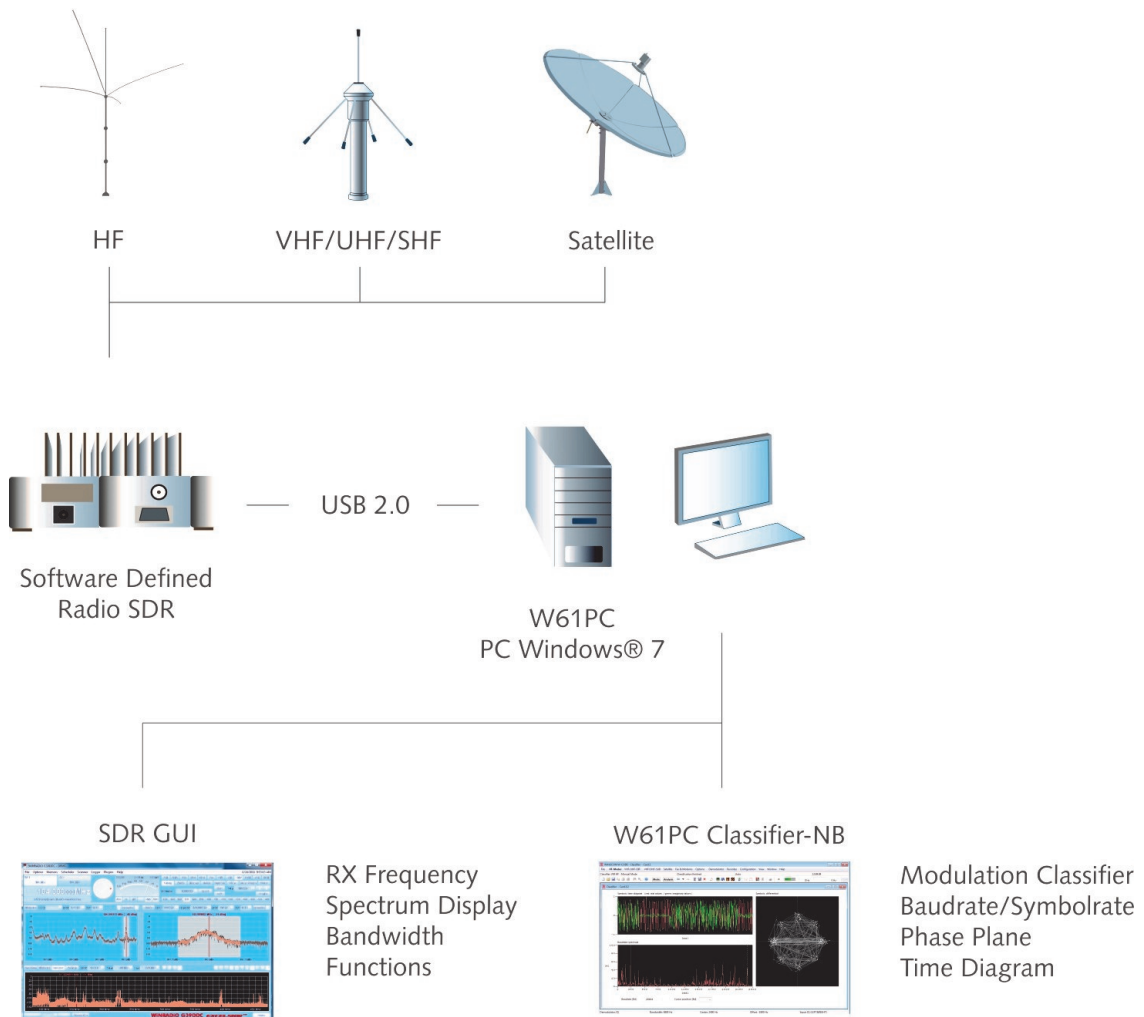
Classifier-Code-Check Editor input template

W61PC Classifier-NB

Automatic Signal Classification

WAVECOM®
NACHRICHTENTECHNIK

W61PC Classifier-NB Application in Conjunction with a Modern SDR

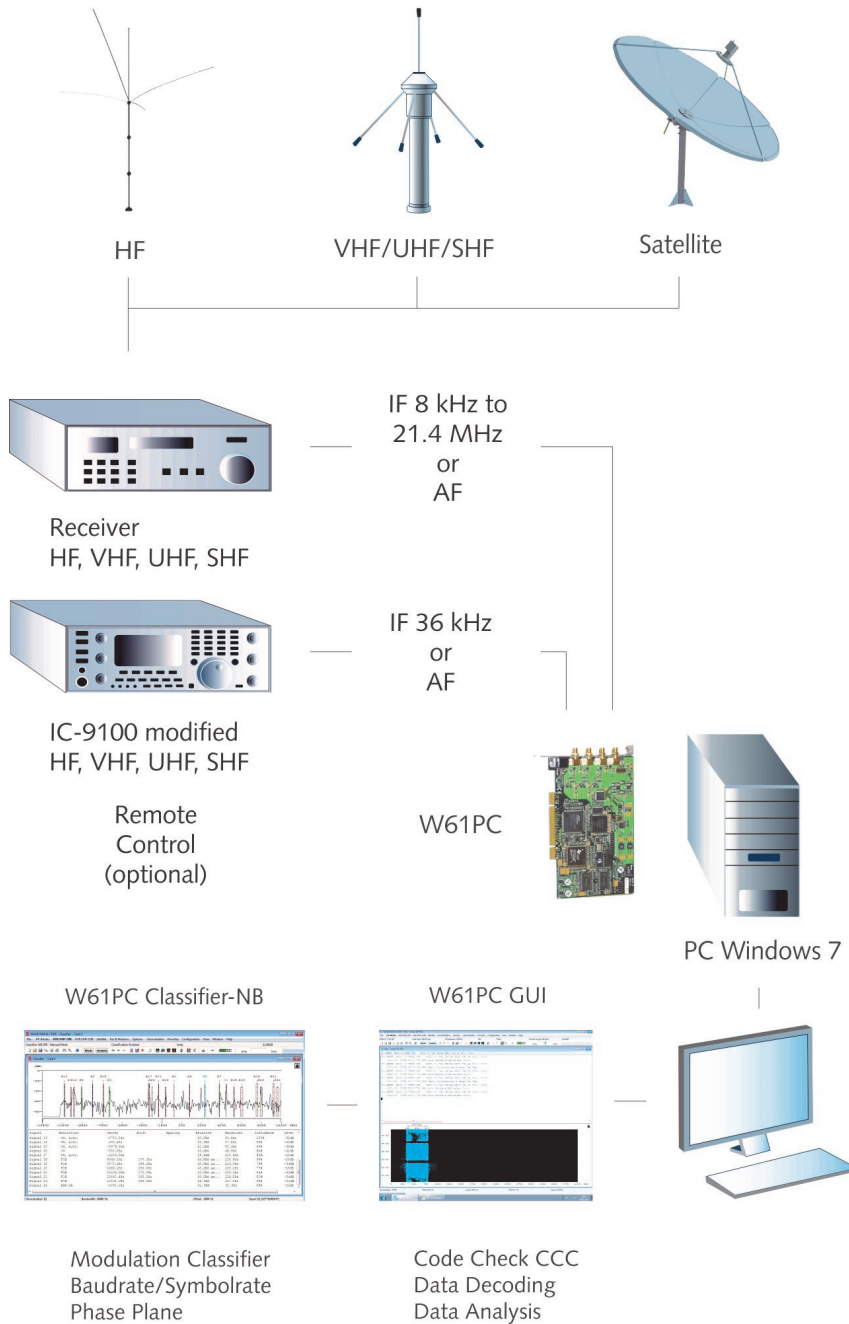


W61PC Classifier-NB accepts input from a number of SDRs, analog or digital audio outputs, WAV files, I/Q data or TCP/IP streams. W61PC and Classifier-NB provides all functions required to analyze, decode and process radio data communications throughout the radio spectrum.

W61PC Classifier-NB

Automatic Signal Classification

W61PC and Wideband Receiver Configuration



W61PC Classifier-NB

Automatic Signal Classification

W61PC Classifier-NB Technical Data

Bandwidth HF	4 kHz or 8 kHz (complex: 9.6 kHz)
Sampling interval (Ts)	1.6 sec or 3.2 sec
FSK	30 to 3000 Bd , Shift \leq 3500 Hz Modulation index: 0.5-20 Signal must be continuously present during sampling interval
FSK-4 (F7B)	30 to 300 Bd, Shift \leq 3500 Hz
MFSK	4-36 tones
PSK 2/4 Variant A/B	30 to 3000 Bd
PSK 8/16 Variant A/B	30 to 3000 Bd
CIS-12	120 Bd
OFDM	25-512 carriers $T_g/T_u = 1/1$ to $1/8$ ≥ 25 Bd
OQPSK	25 Bd to 30 kBd
CW-Morse	$T_s = 1.6$ s: 6 to 60 Bd $T_s = 3.2$ s: 3 to 60 Bd
Voice	No
Operation	FFT display of classified signals Continuous and single-pass mode Classifier Code Check with look-up table

W61PC Classifier-NB Quality of Modulation Classification

FSK	$m = 0.8$: 100-2400 Bd $m = 0.8$: 50 Bd $m \geq 2$: 100-2400 Bd $m \geq 2$: 50 Bd	12 db (Eb/N0) 15 db (Eb/N0) 14 db (Eb/N0) 16 db (Eb/N0)
PSK 2/4 Variant A/B	100-2400 Bd	14 dB (Eb/N0)
PSK 8/16 Variant A/B	100-2400 Bd	16 dB (Eb/N0)
CW-Morse	8-50 Bd	18 dB (Eb/N0)

W61PC Classifier-NB Accuracy of Measured Parameters

FSK	baud rate center frequency	0.3 % 2 % of baud rate
PSK	baud rate center frequency	0.2 % 0.15 % of baud rate
CW-Morse	baud rate	5 %

W61PC Classifier-NB

Automatic Signal Classification

WAVECOM[®]
NACHRICHTENTECHNIK

Since more than thirty years Wavecom Elektronik AG has developed, manufactured and distributed high quality devices and software for the decoding and retrieval of information from wireless data communication in all frequency bands. The nature

of the data communication may be arbitrary, but commonly contains text, images and voice. The company is internationally established within this industry and maintains a longstanding, world-wide network of distributors and business partners.

Product Information

Products	http://www.wavecom.ch/product-summary.php
Datasheets	http://www.wavecom.ch/brochures.php
Specifications	http://www.wavecom.ch/product-specifications.php
Documentation	http://www.wavecom.ch/manuals.php
Online help	http://www.wavecom.ch/content/ext/DecoderOnlineHelp/default.htm
Software warranty	One year free releases and bug fixes, update by DVD
Hardware warranty	Two years hardware warranty
Prices	http://www.wavecom.ch/contact-us.php

System Requirements and Ordering Information

	<i>Minimum</i>	<i>Recommended</i>
CPU	P4 Dual-Core 2.4 GHz	Core i5 or Core i7 2.8 GHz
Memory	2 GB RAM	4 - 8 GB RAM
OS	Windows XP	Windows 7 32-bit or Windows 7 64-bit

Product Code	Description
WCL61PC	Narrowband signal classifier (8 kHz bandwidth) for W61PC card

Distributors and Regional Contacts

You will find a list of distributors and regional contacts at <http://www.wavecom.ch/distributors.php>

WAVECOM[®]

NACHRICHTENTECHNIK

WAVECOM ELEKTRONIK AG
8090 Zurich, Switzerland
E-Mail: sales@wavecom.ch
Internet: www.wavecom.ch

© WAVECOM ELEKTRONIK AG - Brochure 2025 - All rights reserved

Microsoft, Encarta, MSN and Windows are either registered trademarks or trademarks of Microsoft Corporation in the United States and/or other countries.